



EPHY EPHY EPHY EPHY EPHY

TK-STAR PET TRACKER

---

EPHY EPHY EPHY

EPHY EPHY EPHY EPHY EPHY



EPHY EPHY EPHY EPHY EPHY

# USER MANUAL

## WHAT'S IN THE BOX?

---

1 x TKSTAR PET TRACKER

1 x UK AC Power Supply

1 x USB Charger Cable

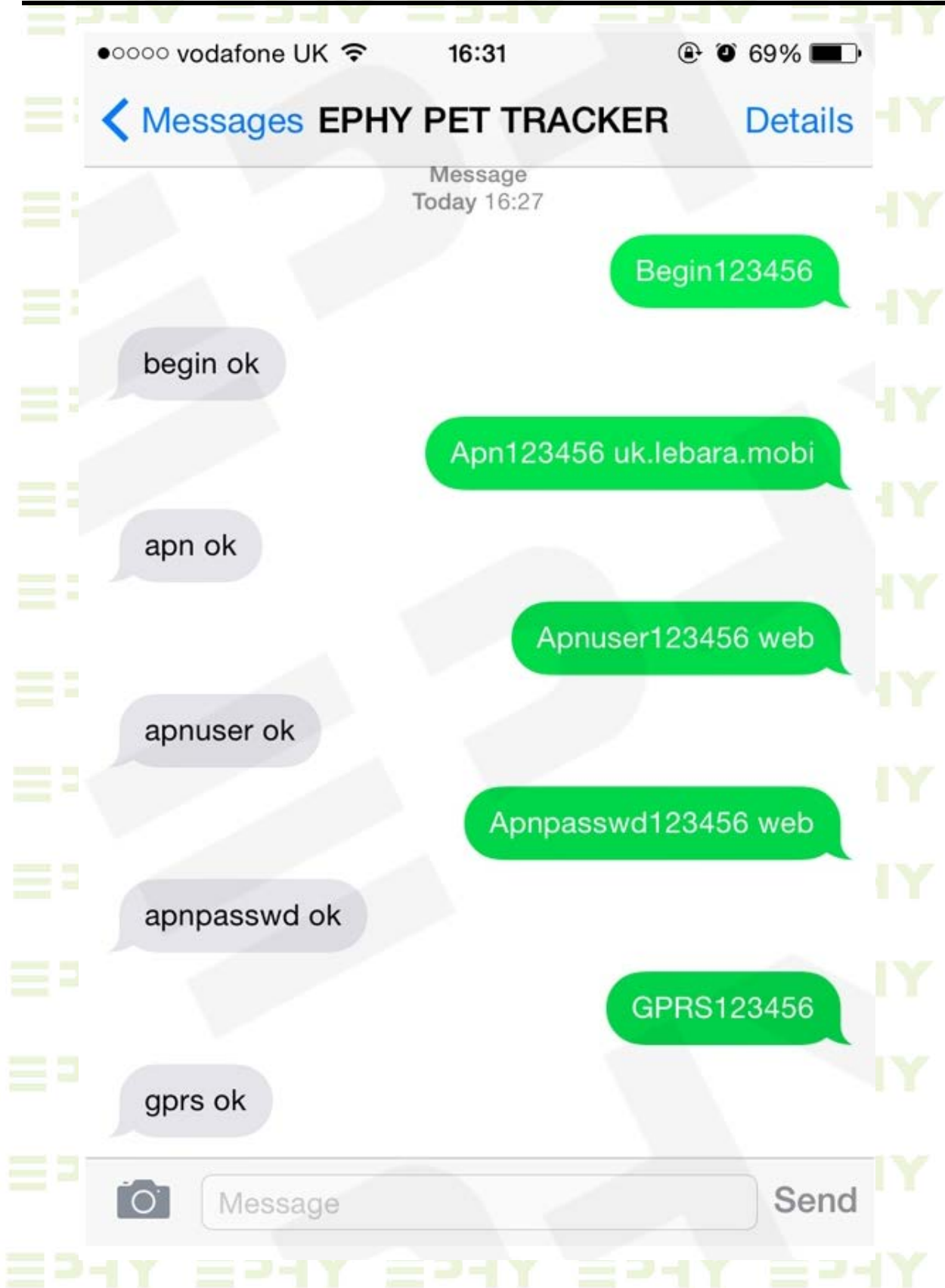
1 x Pet Collar

1 x User Manual

1 x Free Lebara SIM card

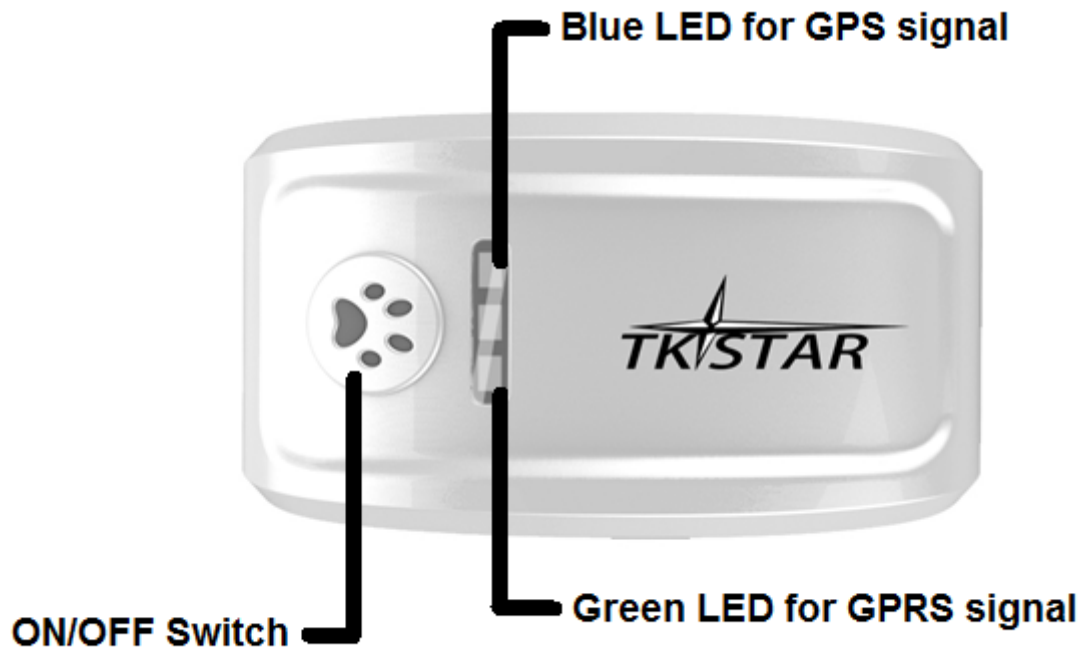


## Basic 5 SMS Set Up



## SUMMARY

Working based on existing GSM/GPRS network and GPS satellites, this product can locate and monitor any remote targets by SMS or internet. The most advanced technology of GPS and A-GPS dual positioning.



LED INDICATOR STATUS	MEANING
Left-GREEN-Not lit	Device fault or dormant
Left-GREEN-Continuously lit	No GPRS signal
Left-GREEN-Flashing	GSM/GPRS communication established
Center-RED-Not lit	Fully charged
Center-RED-Solid red	Charging
Center-RED-Flashing	Low battery
Right-BLUE-Not lit	No power to the unit or unit can't start
Right-BLUE-Continuously lit	Searching for GPS signal
Right-BLUE-Flashing	GPS location successful

## ACTIVATING SIM CARD

- Activate your SIM card provided with your GPS tracker by following the instructions inside the packet.
- Top up the SIM card with credit, so you can start sending the GPS tracker commands.
- You send the commands from YOUR mobile to the number of the SIM card that is inside the GPS device.
- Each SMS reply will cost approx. 9-15p.
- You can now also use the SMS tracking service. *(please refer to SMS tracking section)*

## SETTING UP DEVICE

- Turn on the unit outdoors by pressing the “On/Off” button until the indicator is on.
- Within one minute, the unit will begin to acquire GSM & GPS signals. The indicator will keep flashing every 3 seconds when the unit has received signals. *(please note GPS signals can only be received when outside)*
- Once unit receives GSM signals (GREEN LED SIGNAL) you can send the unit commands. For first use, please initialize the unit and restore to its default setting by using the reboot command. *(please refer to command section)*
- The SIM card must have credit on for you to receive the SMS command reply.

## SMS COMMAND

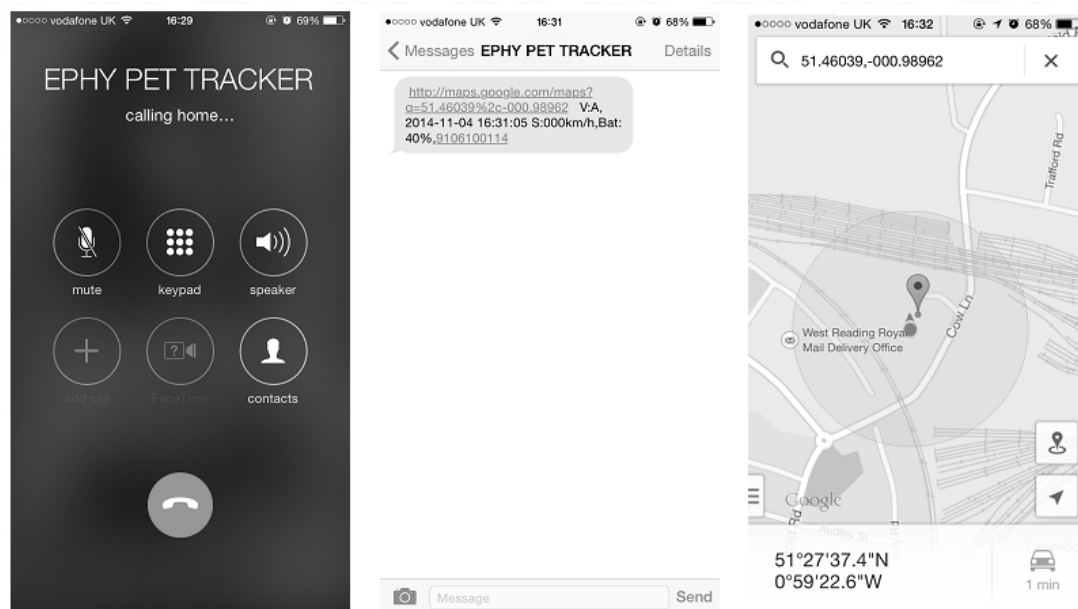
INSTRUCTION	COMMAND	REPLY
Reboot the device	begin123456	Begin ok
SMS track	G123456#	Google maps link
GPRS mode ON (for online tracking)	Gprs123456	Gprs ok
GPRS mode off (default mode)	Nogprs123456	Nogprs ok
Set authorized number	admin123456+ <b>space</b> +phone number	Admin ok
	noadmin123456+ <b>space</b> +phone number	Noadmin ok
Set GMT time zone number	timezone123456+ <b>space</b> + -4	Time ok
Change the device into sleep mode By number of minutes.(Default power save mode)	sleep123456+ <b>space</b> +number of minutes	Sleep ok
No Sleep (tracker continuously working)	nosleep123456+ <b>space</b> +off	Sleep off ok
Sleep mode by Shock Sensor (Tracker sleeps when no movement)	Sleep123456+ <b>space</b> +shock	Sleep shock ok
Format the device (authorized number only)	format	



## SMS TRACKING

- Call the SIM card phone number that is inside the device by your mobile phone
- You will then receive a google maps link by SMS to your mobile phone
- Click on the google maps link. This will open up the GPS position on google maps.
- Each tracking report will cost approx. 9-15p

*Please note you must have credit on the GPS SIM card to receive the google maps link.*



<http://maps.google.com/maps?q=22.63933%2c114.17166 V:A,2014-07-29 06:41:43 S:007km/h,Bat:80%,4109112546>

(1) — (2) — (3) — (4) — (5) — (6) —

- 1. Google Maps link:** This is the link to the Google map showing the position of the tracker unit. When you click the link, if a map is displayed there is GPS information for the unit. If there is no map displayed then there is no GPS signal.
- 2. V:A/V:** Indicates GPS signal. **V:A** indicates there is a GPS signal; **V:V** indicates there is no GPS signal.
- 3. 2014-07-29 06:41:43:** The date and time stamp when the unit last received a GPS signal.
- 4. S: 007km/h:** This indicates the last known speed of the unit.
- 5. Bat:80%** The approximate amount of battery charge remaining. The value is between 5% and 100%, with 100% being fully charged.
- 6. 4109112546:** The IMEI code of tracker device. This number is used for tracking website and the app.

## FREE ONLINE/MOBILE APP TRACKING

*You must send the **GPRS MODE ON** command to the device, before you can start tracking.*

For you to use the free online and mobile app tracking service, you must first setup the APN for the device.

Depending on the SIM card you are using all have different APN settings;

<http://www.mobilefun.co.uk/blog/2009/03/manual-wap-mms-gprs-settings/>

If you have received the Lebara SIM card provided by us then these are the commands you must send to the device.

Lebara APN SMS command Setup;

Send the following commands via text message from your mobile to the number of the SIM card that is inside the GPS device. Make sure you do them in the order as below and wait for the REPLY before sending the next command;

TEXT 1 = apn123456(space)uk.lebara.mobi / REPLY 1 = apn ok  
 TEXT 2 = apnuser123456(space)web / REPLY 2 = apnuser ok  
 TEXT 3 = apnpasswd123456(space)web / REPLY 3 = apnpasswd ok  
 TEXT 4= upload123456(space)30 / REPLY 4 = upload123456 30

## FREE ONLINE TRACKING

Visit the following website **2.tkstargps.net** > click on the IMEI No. section. The IMEI no. can be found on the back of the GPS device example 4109000001. The password is 123456.

Platform: **2.tkstargps.net**

IMEI No: On back of GPS device.

Password: 123456

*Once logged in your can view/edit the following;*

*Monitor GPS device, Track GPS device, Playback up to 1 year of tracking data, Set up Geo Fence alerts, View tracking statistics, Print tracking reports, Change password + MORE!*

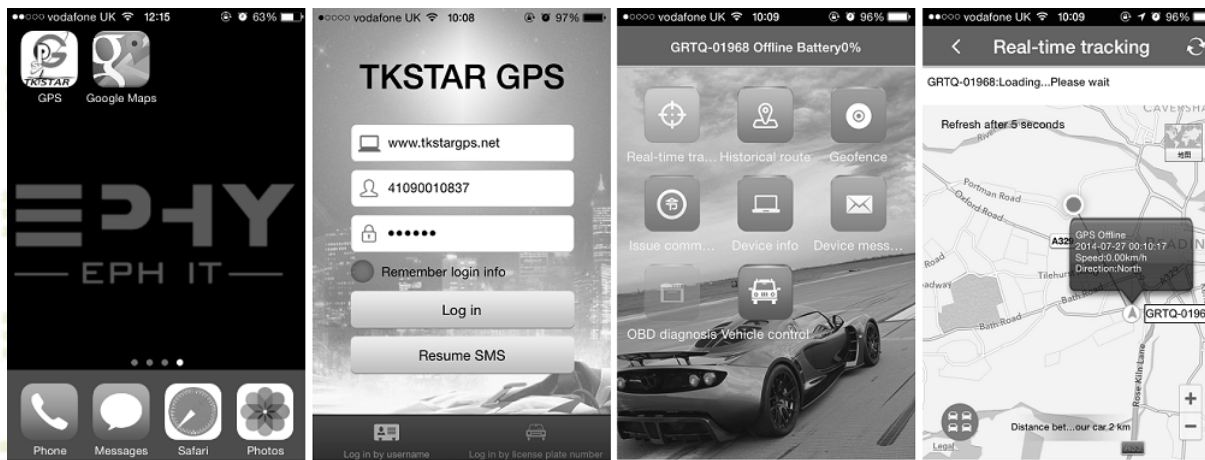


## FREE ANDROID/IOS MOBILE TRACKING APP

You must send the **GPRS MODE ON** command to the device, before you can start tracking.

Android devices: visit [2.tkstargps.net](http://2.tkstargps.net) and download the latest android GPS application.

iOS devices: search TKSTARGPS in the apple app store and download the application to your iOS device.



Once you have downloaded the app to your smartphone. Log into the GPS tracking app by using the License Plate section using your IMEI number and password.

Server: 2.tkstargps.net  
IMEI No: On back of GPS device. (Ex 41090000001)  
Password: 123456

Once logged in, choose the REAL TIME TRACKING option.



## FAQs

---

### **What's inside the box?**

1 x TKSTAR Pet Tracker, 1 x UK Power Adapter, 1 x USB cable, 1 x Pet Collar, 1 x User manual & 1 x Free Lebara card

### **How long does the GPS battery last for?**

Standby time is 250-400 hours.

### **How long does the GPS take to charge fully?**

Approx. 5-6 hours.

### **How do I reset my GPS?**

Use the 'reboot device' command. (This can be found in the SMS command section)

### **Is the tracker waterproof?**

The GPS is IPX6 waterproof, protected against heavy splashing and rain.

### **I live outside the UK will the SIM card supplied work in my country?**

Yes, but SMS report prices maybe higher. We suggest you use your own 2G/3G SIM card from your own countries mobile network provider.

### **Will the GPS work with my 4G SIM card?**

No, the GPS device will only work with a standard 2G/3G SIM card.

### **How do I put credit on the tracker?**

By topping up the SIM card that's inside the GPS via the network provider.

### **How much does an SMS report cost?**

If you are using a Lebara SIM card provided from us, SMS reports cost approx. 9p per SMS.  
*Please note other networks may vary.*

### **Will the tracker work worldwide?**

Yes tracking is available worldwide via the online or mobile app tracking.

### **Does the tracker have real time tracking?**

Yes the Android/iOS mobile applications provide real time tracking.

### **Can I check the history of the GPS tracker?**

Yes you can view back up to 1 years' worth of tracking data using the online tracking site.

### **Does the GPS come supplied with power supply adapters for different countries?**

No, the GPS is supplied with a UK power adapter only.

### **Will the GPS charge off an in-car charger?**

Yes, you can charge the GPS off a Micro USB in-car charger. *(This is not supplied with the GPS)*

### **Does the GPS come with warranty?**

Yes, the tracker is supplied with one year's RTB warranty.

***For any other questions or queries, please email us at  
customerservices@ephy.co.uk***